

















Henley Grange

PHASE 2: SITE PLAN



				
Torridge 4 Bedroom Detached Plot: 74	Tamar 4 Bedroom Detached Plots: 76, 83, 136, 137	Sherbourne 4 Bedroom Detached Plots: 128, 130, 134	Stretford 4 Bedroom Detached Plots: 78, 92, 114, 115, 129, 132, 133	4BC 4 Bedroom Detached Plots: 73, 116, 123, 127, 131, 135, 138
				
Hertford 4 Bedroom Detached Plots: 80, 81	Tetbury 3 Bedroom Detached Plots: 75, 77, 79, 109, 113	Clyde 3 Bedroom Detached Plots: 85, 126	Witham 3 Bedroom Detached Plots: 84, 90, 94, 108, 111, 112, 125	Roeburn 3 Bedroom Semi-detached Plots: 106/107, 119/120, 121/122
				
Roeburn V2 3 Bedroom Detached Plots: 86, 91, 93, 110, 117, 118, 124, 139	Tweed 2 Bedroom Semi/Mid-terrace Plots 87/88/89, 102/103/104	Swindale 3 Bedroom Semi/Mid-terrace Plots: 99/100/101	WUA 1 Bedroom Apartment Plot: 95/96/97/98	

